

MAYOOR SCHOOL, AJMER
Computer / IX / Annual Examination / Saturday / February 28, 2009
(Time allowed: 1½ Hours)

BRS – 115
MM – 40


IX A & C – BRS
IX B – DVB

Instructions:

- Please check that this question paper contains 2 printed pages.
- Please write down the serial number of the question before attempting it.
- All questions are compulsory.

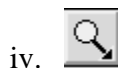
I) Fill in the blanks: -

[5]



- 1) _____ is the shortcut to Group selected objects together.
- 2) _____ is the extension for Corel Draw file.
- 3) Pressing _____ key brings all objects in the drawing into view.
- 4) Forms can be created using _____ or using the _____ in MS Access.
- 5) _____ tool interactively move, stretch, scale, rotate and skew objects.
- 6) _____ determine the angle at which the curve passes through the node.
- 7)  button is used to _____ the query.
- 8) _____, _____ and _____ options are displayed in the sort section of query.

II) Answer the following questions:-

- 1) What is symbol roll up and why is it used? Specify the range of size in inches of symbol. [3]
- 2) Write the steps to blend two objects in Corel Draw. [3]
- 3) Identify and briefly explain the following tools : [8]



- 4) Explain the following terms : [6]
 - i. Query
 - ii. Forms
 - iii. Reports
- 5) Write the steps to **fit the text to a curved line**. [3]
- 6) Name any four flyout menu available in ZOOM tool. [2]

- 7) Distinguish between  and  buttons in form wizard. [2]
- 8) Give the proper steps to make the **Text attractive by stretching**. [3]
- 9) Name the following labels: [5]

